

AMBRO®



AMBRO® LUMINATE®  
INCOLOUR DOORS/TABLES/PANELS




AMBRO®

# AMBRO®



# AMBRO® LUMINATE® INCOLOUR DOORS/TABLES/PANELS

## Colours



Red




White



Black




Blue




Green


## InColour Door Design Examples




Barcode ST



GT 610



Constant CE



Cascade 4



## Door Leaf Dimensions

Door Design Variations	Standard Thickness	Standard Widths	Standard Heights
All 14 Design Options	42mm 1.65"	820 / 920 / 1050 / 1200 2' 8" / 3' 0" / 3' 5" / 3' 11"	2040 / 2340 6' 8" / 7' 8"



GT 620




Cascade 5


## InColour Doors – typical Hinge/Pivot/Slider arrangements



Hinge



Pivot



Slider



GT 621



Trio 121



GT 660



Trio 112

## Installation Options for InColour Doors

	Hinge	Pivot	Slider
All 14 Design Options	•	•	*

• Yes \* Ensure all fixings for mechanisms are clear of resin strips (refer to website for further details).




Constant OF



Trio 211

## Edge Detail for InColour Doors

Timber Edge Detail (Oak)



Constant CT



Trio 212